


# DIAPERING PROCEDURE FOR INFANTS




Put on a pair of disposable gloves and gather any necessary supplies.




Place 3 sheets of disposable paper on diaper table (1 sheet under child's head & torso, 2 beneath child's bottom.)



Place child on diaper table, ensuring all body parts are on diaper paper. Always keep one hand on child.



- Remove child's pants.
- Place any soiled clothing in a sealed plastic bag to be sent home.



- Remove soiled diaper.
- Wipe child with wet wipes (one wipe per swipe), placing soiled wipes with soiled diaper.



- Wrap soiled diaper and wipes in top sheet of diaper paper.
- If BM, seal in disposable bag. Dispose in trash.



- Remove soiled gloves by folding them into themselves, careful not to touch skin.
- Dispose in trash.



- If necessary, put on clean gloves to apply diaper ointment.
- Remove and throw away gloves after application.



Put clean diaper on child. No gloves are necessary.



- Dress child.
- Throw remaining disposable paper into trash.
- Wash child's hands and place child in a safe area.



- Clean and disinfect diaper table, including mat and sides of table.
- Remember to "spray, wipe, spray."



Wash hands.